

Plnicka_vin

Project

Name:	Plnicka_vin	Creation time:	10/4/2019 8:11:46 AM
Last change	10/4/2019 1:16:32 PM	Author:	Ing. Pavel Votrubec
Last modified by:	ucitel	Version:	
Comment:	Realizují plničku vín, virtuální model na PC v programu EasyVeep od firmy FESTO.		

Operating system

Name	Description
Operating system	Microsoft Windows 7 Professional
Version of the operating system	6.1.7601.65536
Operating system service pack	Service Pack 1
Version of the Internet Explorer	9.11.9600.19507
Computer name	AUT11
User name	AUT11\ucitel
Installation path of the TIA Portal	C:\Program Files\Siemens\Automation\Portal V12

Components

Name	Version	Release
Totally Integrated Automation Portal V12 - TIA Portal Single SetupPackage V12.0 + SP1 (TIAP12)	V12.0 + SP1	V12.00.01.00_10.12.00.01
TIA Portal Single SetupPackage - HM All Editions Single SetupPackage V12.0 + SP1 (TIAP12)	V12.0 + SP1	V12.00.01.00_10.12.00.01
TIA Portal Single SetupPackage - HM NoBasic Single SetupPackage V12.0 + SP1 (TIAP12)	V12.0 + SP1	V12.00.01.00_10.12.00.01
TIA Portal Single SetupPackage - Hardware Support Base Package 0 V12.0 (TIAP12)	V12.0	V12.00.00.00_27.01.00.01
TIA Portal Single SetupPackage - STEP 7 Single SetupPackage V12.0 + SP1 (TIAP12)	V12.0 + SP1	V12.00.01.00_10.12.00.01
TIA Portal Single SetupPackage - Hardware Support Base Package 02 V12.0 (TIAP12)	V12.0	V12.00.00.00_27.01.00.01
TIA Portal Single SetupPackage - Hardware Support Base Package 03 V12.0 (TIAP12)	V12.0	V12.00.00.00_27.01.00.01
TIA Portal Single SetupPackage - Support Base Package TO-01 V12.0 (TIAP12)	V12.0	V12.00.00.00_27.01.00.01
TIA Portal Single SetupPackage - Support Base Package TO-02 V12.0 (TIAP12)	V12.0	V12.00.00.00_27.01.00.01
TIA Portal Single SetupPackage - Hardware Support Base Package WCF-01 V12.0 (TIAP12)	V12.0	V12.00.00.00_27.01.00.01
TIA Portal Single SetupPackage - TIACOMP CHECK Single SetupPackage V12.0 + SP1 (TIAP12)	V12.0 + SP1	V12.00.01.00_10.12.00.01
TIA Portal Single SetupPackage - TIA Tour Single SetupPackage V12.0 + SP1 (TIAP12)	V12.0 + SP1	V12.00.01.00_10.12.00.01
TIA Portal Single SetupPackage - Simatic Single SetupPackage V12.0 + SP1 (TIAP12)	V12.0 + SP1	V12.00.01.00_10.12.00.01
TIA Portal Single SetupPackage - WinCC Single SetupPackage V12.0 + SP1 (TIAP12)	V12.0 + SP1	V12.00.01.00_10.12.00.01
SIMATIC HMI License Manager Panel Plugin	11.0.2.0	K11.0.2.0_33.26.0.2
Automation Access Control Component	4.0	K04.00.01.00_01.01.00.01
SIMATIC Colour Editor	5.1.16	K05.01.16.00_01.01.00.02
CPU OM	4.3.1.12	V04.03.01.12_68.11.37.00
dcblibV2_0_sinamics2_5_1	02.50.32.09	V02.02.01.02_68.11.07.00
dcblibV2_0_sinamics2_6	02.60.55.00	V02.02.01.02_68.11.07.00
dcblibV2_0_sinamics4_2	04.20.23.00	V02.02.01.02_68.11.07.00
dcblibV2_0_sinamics4_3	04.30.21.02	V02.02.01.02_68.11.07.00
dcblibV2_0_sinamics4_3_2	04.30.22.00	V02.02.01.02_68.11.07.00
dcblibV3_0_sinamics4_4	04.40.09.00	V02.02.01.02_68.11.07.00

Name	Version	Release
DCC-Editor SINAMICS Shared	2.2.1.2	V02.02.01.02_68.11.07.00
DCC-Help System Shared	2.2.1.2	V02.02.01.02_68.11.07.00
Drive ES DriveOM	5.5.0.0	V05.05.00.00_00.00.00.92
Drive ES SlaveOM	5.8.1.11	V05.08.01.11_68.11.37.00
SIMATIC L7-SiS	4.2.3.0	K4.2.3.0_1.27.0.1
SIMATIC Technology CPU	4.2.3.0	K4.2.3.0_1.27.0.1
License Logon Interface	4.0	K04.00.03.00_01.01.00.02
SIMATIC HMI ProSave	10.0.1.0	K10.0.1.0_10.12.0.6
SIMATIC HMI Symbol Library	12.0	K12.0.1.0_10.13.0.1
SIMATIC Device Drivers	9.1	09.01.01.00_01.10.00.03
SIMATIC Event Database	5.5.3.0	05.05.03.00_01.11.00.01
SIMATIC GRAPH-Visualisierung	5.2.3.0	K5.2.3.0_1.2.0.1
SIMATIC Condition Editor	5.4.4.1	K5.4.4.1_1.2.0.1
SIMATIC S7T Config	4.3.1.1	V04.03.01.01_68.12.34.00
SIMATIC S7T Config Help 1	4.3.1.1	V04.03.01.01_68.12.34.00
SIMATIC S7T Config Help 2	4.3.1.1	V04.03.01.01_68.12.34.00
SIMATIC SCL Compiler	5.3.8.0	K05.03.08.00_01.05.00.01
SeCon	2.0	K02.00.00.01_01.16.00.01
SIMOTION DeviceOM	4.10.1.11	V04.10.01.11_68.11.37.00
SIMOTION OM	4.3.1.12	V04.03.01.12_68.11.37.00
SSP SINAMICS HELP V4.6	04.60.10.00	V04.60.21.00_14.04.00.00
WinCC Runtime Advanced Simulator	12.0.0.0	V12.0.0.0_33.25.0.4

Products

Name	Version	Release
SIMATIC STEP 7 Professional	V12.0 SP1	V12.00.01.00_10.12.00.01
SIMATIC WinCC Basic	V12.0 SP1	V12.00.01.00_10.12.00.01
SIMATIC S7-Technology	V4.2 + SP3	K4.2.3.0_1.27.0.1
Automation License Manager	V5.3 + SP3 + Upd1	05.03.03.01_01.06.00.01
S7-PLCSIM	V5.4 + SP8	V05.04.08.00_08.03.00.01
SIMATIC ProSave	V10.0 incl. SP1	K10.0.1.0_10.13.0.1
S7 F ConfigurationPack	V5.5 + SP9	K5.5.9.0_11.1.0.1
S7-GRAPH Professional 2010 SR3	V5.3 + SP7	K5.3.7.0_1.2.0.1
S7-PCT Professional 2010 SR3	V3.0	V03.00.00.00_01.40.00.01
S7-SCL Professional 2010 SR3	V5.3 + SP6 + Upd1	K05.03.06.01_01.07.00.01

Plnicka_vin

PLC_1 [CPU 314C-2 DP]

PLC_1

General

Name	PLC_1	Author	ucitel
Comment		Rack	0
Slot	2		

General\Catalog information

Short designation	CPU 314C-2 DP	Description	Work memory 96KB; 0.1ms/1000 instructions; DI24/DO16; AI5/AO2 integrated; 4 pulse outputs (2.5kHz); 4 channels counting and measuring with 24 V (60kHz) incremental encoders; integrated positioning function; MPI+DP interface (DP master or DP slave); multi-tier configuration up to 31 modules; capable of sending and receiving in direct data exchange; constant bus cycle time; routing; S7 communication (loadable FBs/FCs); firmware V2.6; also available as SIPLUS module with order number 6AG1 314-6CG03-2AY0.
Order number	6ES7 314-6CG03-0AB0	Firmware version	V2.6

General\Identification & Maintenance

Plant designation		Location identifier	
-------------------	--	---------------------	--

MPI interface\General

Name	MPI interface_1	Comment	
------	-----------------	---------	--

MPI interface\General\Catalog information

Short designation	DI24/DO16	Description	Digital input/output DI24 + DO16
-------------------	-----------	-------------	----------------------------------

MPI interface\Interrupt selection

Interrupt selection	None		
---------------------	------	--	--

MPI interface\Interrupt selection

Interrupt selection	None		
---------------------	------	--	--

MPI interface\Inputs

Temperature unit	Degrees Celsius		
------------------	-----------------	--	--

MPI interface\Inputs\Channel group 0 - 3

Input delay	3ms		
-------------	-----	--	--

MPI interface\Inputs\Channel group 0 - 3\Hardware interrupt channel 0

Rising (positive) edge	0	Falling (negative) edge	0
------------------------	---	-------------------------	---

MPI interface\Inputs\Channel group 0 - 3\Hardware interrupt channel 1

Rising (positive) edge	0	Falling (negative) edge	0
------------------------	---	-------------------------	---

MPI interface\Inputs\Channel group 0 - 3\Hardware interrupt channel 2

Rising (positive) edge	0	Falling (negative) edge	0
------------------------	---	-------------------------	---

MPI interface\Inputs\Channel group 0 - 3\Hardware interrupt channel 3

Rising (positive) edge	0	Falling (negative) edge	0
------------------------	---	-------------------------	---

MPI interface\Inputs\Channel group 4 - 7

Input delay	3ms		
-------------	-----	--	--

MPI interface\Inputs\Channel group 4 - 7\Hardware interrupt channel 4

Rising (positive) edge	0	Falling (negative) edge	0
------------------------	---	-------------------------	---

Totally Integrated Automation Portal			
MPI interface\Inputs\Channel group 4 - 7\Hardware interrupt channel 5			
Rising (positive) edge	0	Falling (negative) edge	0
MPI interface\Inputs\Channel group 4 - 7\Hardware interrupt channel 6			
Rising (positive) edge	0	Falling (negative) edge	0
MPI interface\Inputs\Channel group 4 - 7\Hardware interrupt channel 7			
Rising (positive) edge	0	Falling (negative) edge	0
MPI interface\Inputs\Channel 0			
Measuring type	Voltage	Measuring range	+/- 10V
Interference frequency suppression	50Hz	Integration time	20ms
MPI interface\Inputs\Channel group 8 - 11			
Input delay	3ms		
MPI interface\Inputs\Channel group 8 - 11\Hardware interrupt channel 8			
Rising (positive) edge	0	Falling (negative) edge	0
MPI interface\Inputs\Channel group 8 - 11\Hardware interrupt channel 9			
Rising (positive) edge	0	Falling (negative) edge	0
MPI interface\Inputs\Channel group 8 - 11\Hardware interrupt channel 10			
Rising (positive) edge	0	Falling (negative) edge	0
MPI interface\Inputs\Channel group 8 - 11\Hardware interrupt channel 11			
Rising (positive) edge	0	Falling (negative) edge	0
MPI interface\Inputs\Channel 1			
Measuring type	Voltage	Measuring range	+/- 10V
Interference frequency suppression	50Hz	Integration time	20ms
MPI interface\Inputs\Channel group 12 - 15			
Input delay	3ms		
MPI interface\Inputs\Channel group 12 - 15\Hardware interrupt channel 12			
Rising (positive) edge	0	Falling (negative) edge	0
MPI interface\Inputs\Channel group 12 - 15\Hardware interrupt channel 13			
Rising (positive) edge	0	Falling (negative) edge	0
MPI interface\Inputs\Channel group 12 - 15\Hardware interrupt channel 14			
Rising (positive) edge	0	Falling (negative) edge	0
MPI interface\Inputs\Channel group 12 - 15\Hardware interrupt channel 15			
Rising (positive) edge	0	Falling (negative) edge	0
MPI interface\Inputs\Channel 2			
Measuring type	Voltage	Measuring range	+/- 10V
Interference frequency suppression	50Hz	Integration time	20ms
MPI interface\Inputs\Channel group 16 - 19			
Input delay	3ms		
MPI interface\Inputs\Channel group 16 - 19\Hardware interrupt channel 16			
Rising (positive) edge	0	Falling (negative) edge	0
MPI interface\Inputs\Channel group 16 - 19\Hardware interrupt channel 17			
Rising (positive) edge	0	Falling (negative) edge	0
MPI interface\Inputs\Channel group 16 - 19\Hardware interrupt channel 18			
Rising (positive) edge	0	Falling (negative) edge	0

Totally Integrated Automation Portal			
MPI interface\Inputs\Channel group 16 - 19\Hardware interrupt channel 19			
Rising (positive) edge	0	Falling (negative) edge	0
MPI interface\Inputs\Channel 3			
Measuring type	Voltage	Measuring range	+/- 10V
Interference frequency suppression	50Hz	Integration time	20ms
MPI interface\Inputs\Channel group 20 - 23			
Input delay	3ms		
MPI interface\Inputs\Channel group 20 - 23\Hardware interrupt channel 20			
Rising (positive) edge	0	Falling (negative) edge	0
MPI interface\Inputs\Channel group 20 - 23\Hardware interrupt channel 21			
Rising (positive) edge	0	Falling (negative) edge	0
MPI interface\Inputs\Channel group 20 - 23\Hardware interrupt channel 22			
Rising (positive) edge	0	Falling (negative) edge	0
MPI interface\Inputs\Channel group 20 - 23\Hardware interrupt channel 23			
Rising (positive) edge	0	Falling (negative) edge	0
MPI interface\Inputs\Channel 4			
Measuring type	Resistor (2-wire terminal)	Measuring range	600 ohmsOhm
MPI interface\MPI address\Interface networked with			
Subnet:	Not networked		
MPI interface\MPI address\Parameters			
Address:	2	Highest address:	31
Transmission speed:	187.5 kbps		
MPI interface\PROFIBUS address\Interface networked with			
Subnet:	Not networked		
MPI interface\PROFIBUS address\Parameters			
Address:	2	Highest address:	
Transmission speed:	187.5 kbps		
MPI interface\Operating mode\DPOperatingModeInsider\DPOperatingModeOnlyMenu			
Operating mode	DP master	DP master system:	Not created
Assigned DP Master:			
MPI interface\Operating mode\DPOperatingModeInsider\DPOperatingModeAddOnsMenu			
Test, commissioning and routing	False	Watchdog	True
MPI interface\I/O addresses\Input addresses			
Start address	0	End address	2
Process image	OB1-PI	Interrupt OB number	40
MPI interface\I/O addresses\Output addresses			
Start address	0	End address	1
Process image	OB1-PI		
MPI interface\Channel 0			
Operating mode	None	Operating mode	Not configured
MPI interface\Outputs\Output 0			
Output type	Voltage	Output range	+/- 10V
MPI interface\Outputs\Output 1			
Output type	Voltage	Output range	+/- 10V
MPI interface\Time of day\PROFIBUS DP mode			
Synchronization type	None	Update cycle	None
MPI interface\Channel 1			
Operating mode	Not configured		
MPI interface\Channel 2			
Operating mode	Not configured		
MPI interface\Diagnostics addresses\Diagnostics addresses			
Start address	1023		

Totally Integrated Automation Portal			
Time of day\Synchronization on MPI			
Type of synchronization	None	Time interval	None
Operating mode			
	Test mode	Max. cycle time for test functions	5ms
Retentive memory\			
Number of memory bytes starting at MB 0	16	Number of S7 timers starting at T 0	0
Number of S7 counters starting at C 0	8		
Protection\			
Level of protection	Depending on the mode selector setting		
Protection\ \Can be canceled with password			
Can be canceled with password	False		
Protection\Password for read/write access			
Password	••••••••	Confirm password	••••••••
Anchor (ParameterCommunicationMenu)			
The TreeNode ParameterCommunicationMenu was not filled by some ACF			
Anchor (AddressesOverviewMenu)			
The AddressesOverviewMenu was not filled by some ACF			

Plnicka_vin / PLC_1 [CPU 314C-2 DP] / Program blocks

Main [OB1]

Main Properties

General

Name	Main	Number	1	Type	OB
Language	STL				

Information

Title	"Main Program Sweep (Cycle)"	Author		Comment	
Family		Version	0.1	User-defined ID	

Name	Data type	Offset	Comment
▼ Temp			
OB1_EV_CLASS	Byte	0.0	Bits 0-3 = 1 (Coming event), Bits 4-7 = 1 (Event class 1)
OB1_SCAN_1	Byte	1.0	1 (Cold restart scan 1 of OB 1), 3 (Scan 2-n of OB 1)
OB1_PRIORITY	Byte	2.0	Priority of OB Execution
OB1_OB_NUMBR	Byte	3.0	1 (Organization block 1, OB1)
OB1_RESERVED_1	Byte	4.0	Reserved for system
OB1_RESERVED_2	Byte	5.0	Reserved for system
OB1_PREV_CYCLE	Int	6.0	Cycle time of previous OB1 scan (milliseconds)
OB1_MIN_CYCLE	Int	8.0	Minimum cycle time of OB1 (milliseconds)
OB1_MAX_CYCLE	Int	10.0	Maximum cycle time of OB1 (milliseconds)
OB1_DATE_TIME	Date_And_Time	12.0	Date and time OB1 started

Network 1:

```
0001      CALL  "Block_1", "Block_1_DB"
```

Symbol	Address	Type	Comment
"Block_1"	%FB1	Block_FB	
"Block_1_DB"	%DB1	Block_FB	

Plnicka_vin / PLC_1 [CPU 314C-2 DP] / Program blocks

Block_1 [FB1]

Block_1 Properties

General

Name	Block_1	Number	1	Type	FB
Language	LAD				

Information

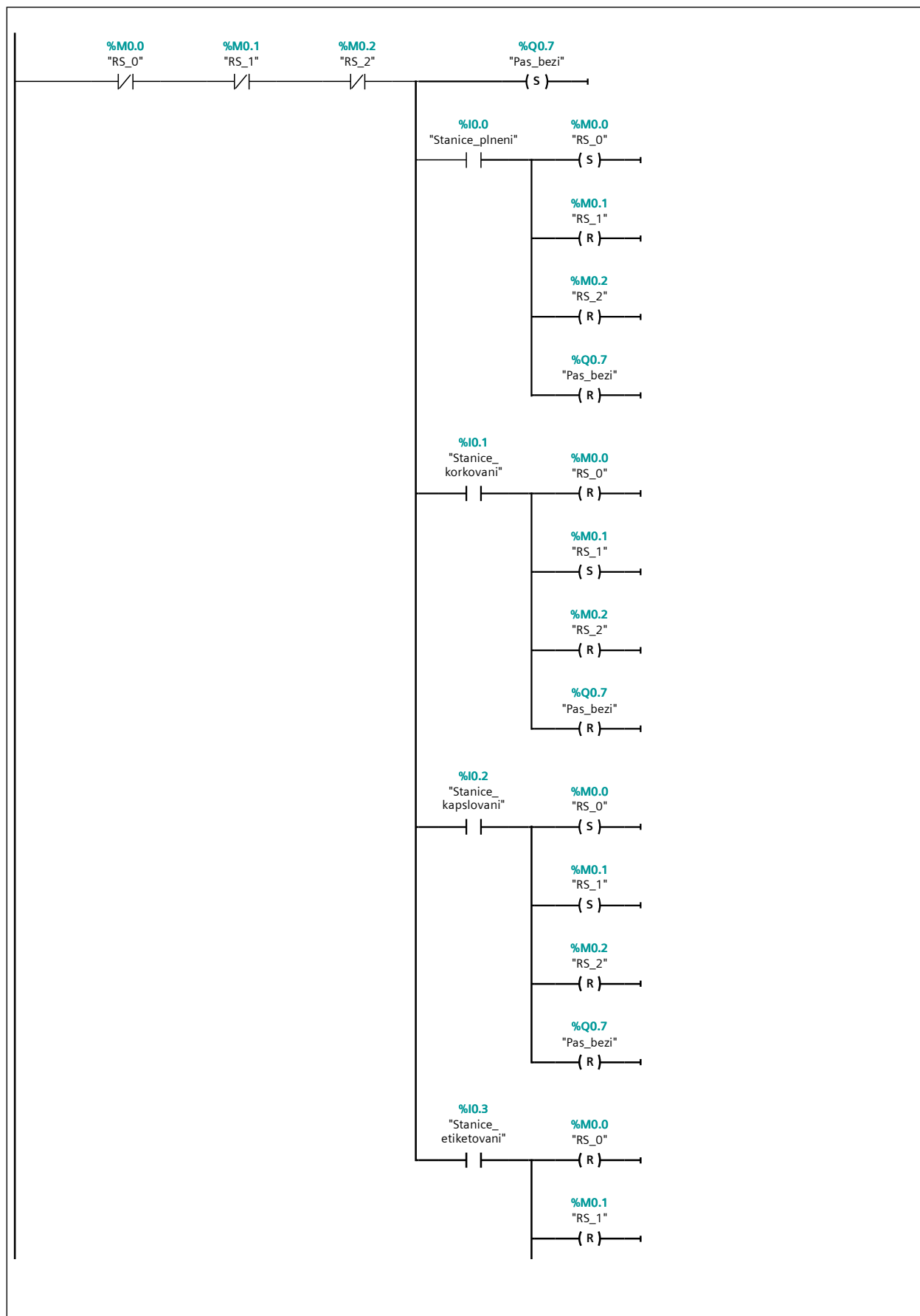
Title		Author		Comment	
Family		Version	0.1	User-defined ID	

Name	Data type	Offset	Default value	Retain	Accessible from HMI	Visible in HMI	Set-point	Comment
Input								
Output								
InOut								
Static								
Temp								

Network 1:


Kombinace M0.0, M0.1, M0.2: 000 běží pás, 100 plnění vínem, 010 korkování, 110 kapsle, 001 etiketa

Network 1: (1.1 / 2.1)



Network 1: (2.1 / 2.1)

1.1 (Page4 - 2)



%M0.2

"RS_2"

(S)

%Q0.7

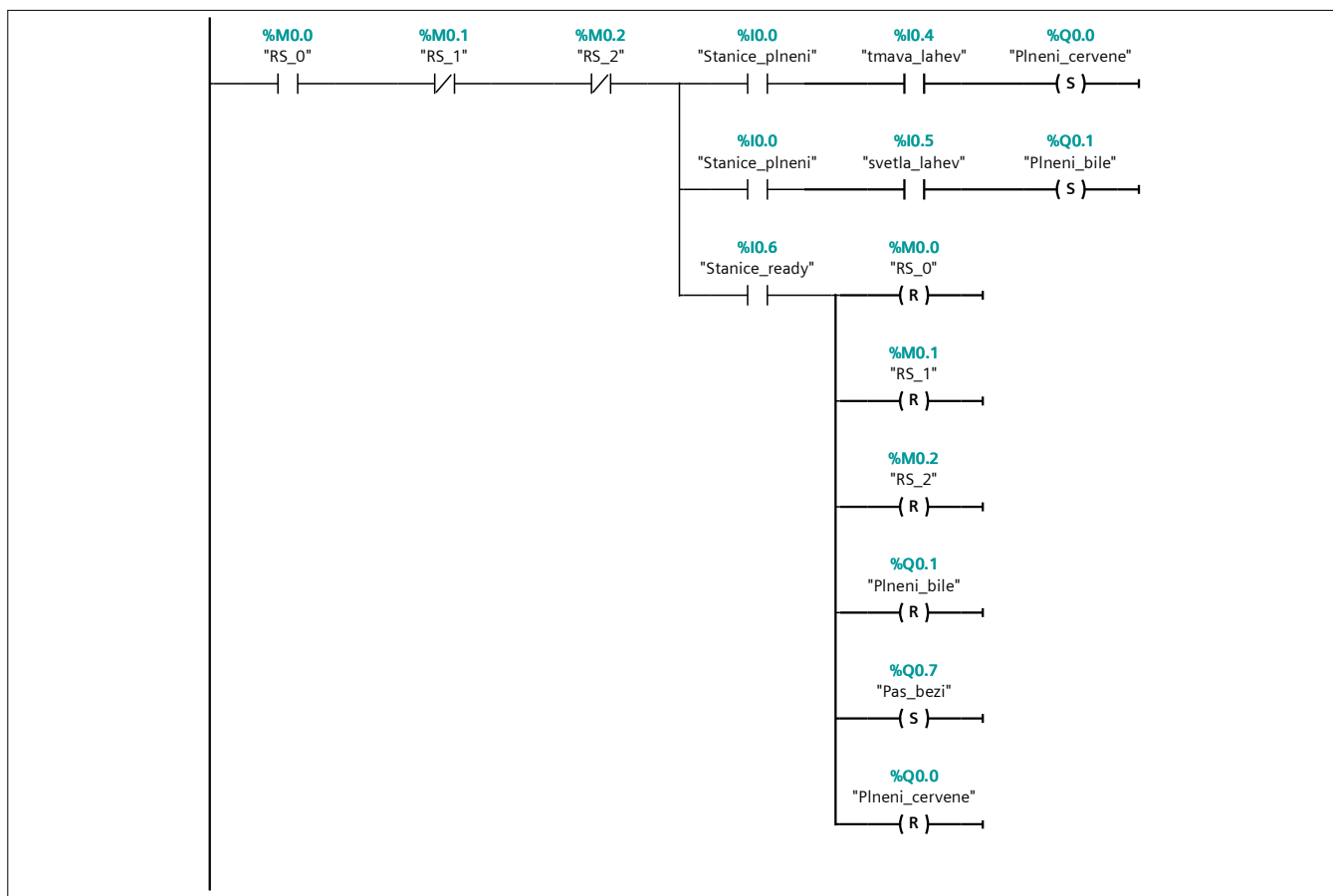
"Pas_bezi"

(R)

Symbol	Address	Type	Comment
"RS_0"	%M0.0	Bool	
"RS_1"	%M0.1	Bool	
"Stanice_plneni"	%I0.0	Bool	
"RS_2"	%M0.2	Bool	
"Stanice_korkovani"	%I0.1	Bool	
"Stanice_kapslovani"	%I0.2	Bool	
"Stanice_etiketovani"	%I0.3	Bool	
"Pas_bezi"	%Q0.7	Bool	

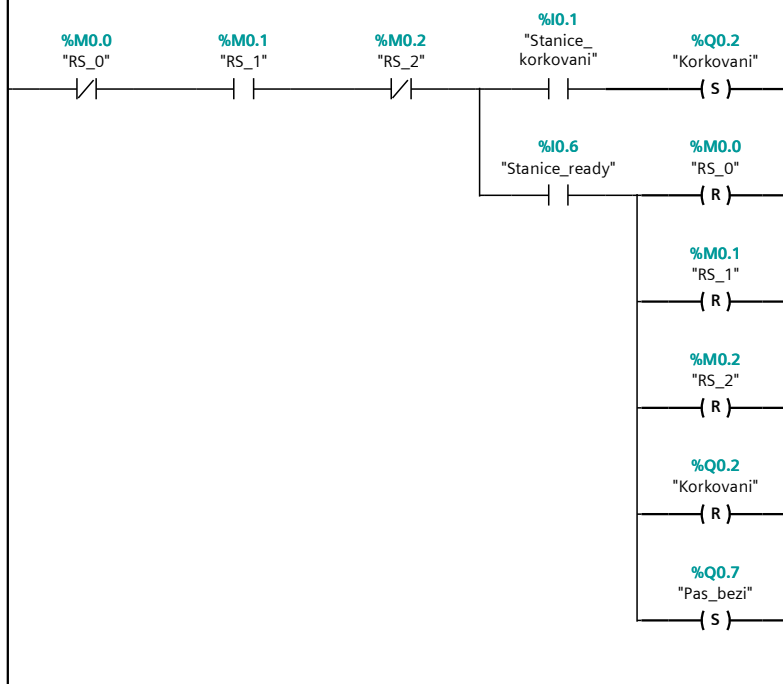
Network 2:

Stav plnění vhodné lahve vínem - lahev červená - červené, lahev bílá- bílé



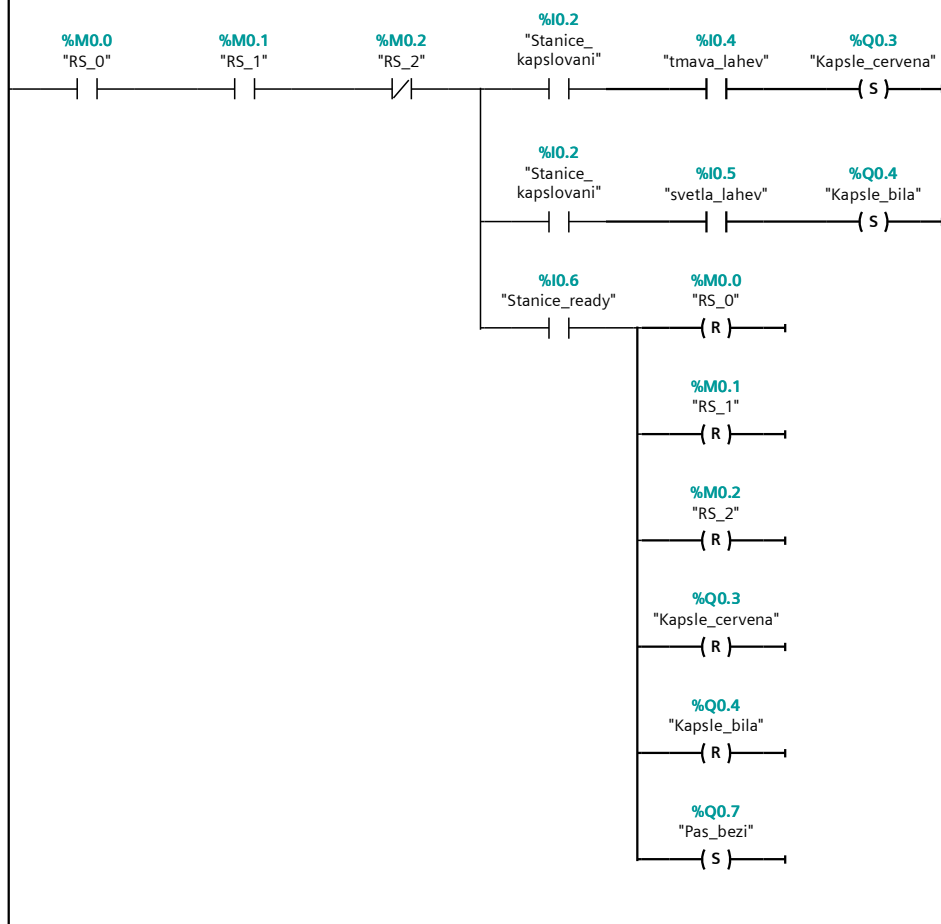
Symbol	Address	Type	Comment
"RS_0"	%M0.0	Bool	
"RS_1"	%M0.1	Bool	
"Stanice_plneni"	%I0.0	Bool	
"RS_2"	%M0.2	Bool	
"tmava_lahev"	%I0.4	Bool	
"svetla_lahev"	%I0.5	Bool	
"Stanice_ready"	%I0.6	Bool	
"Pas_bezi"	%Q0.7	Bool	
"Plneni_bile"	%Q0.1	Bool	
"Plneni_cervene"	%Q0.0	Bool	

Network 3:



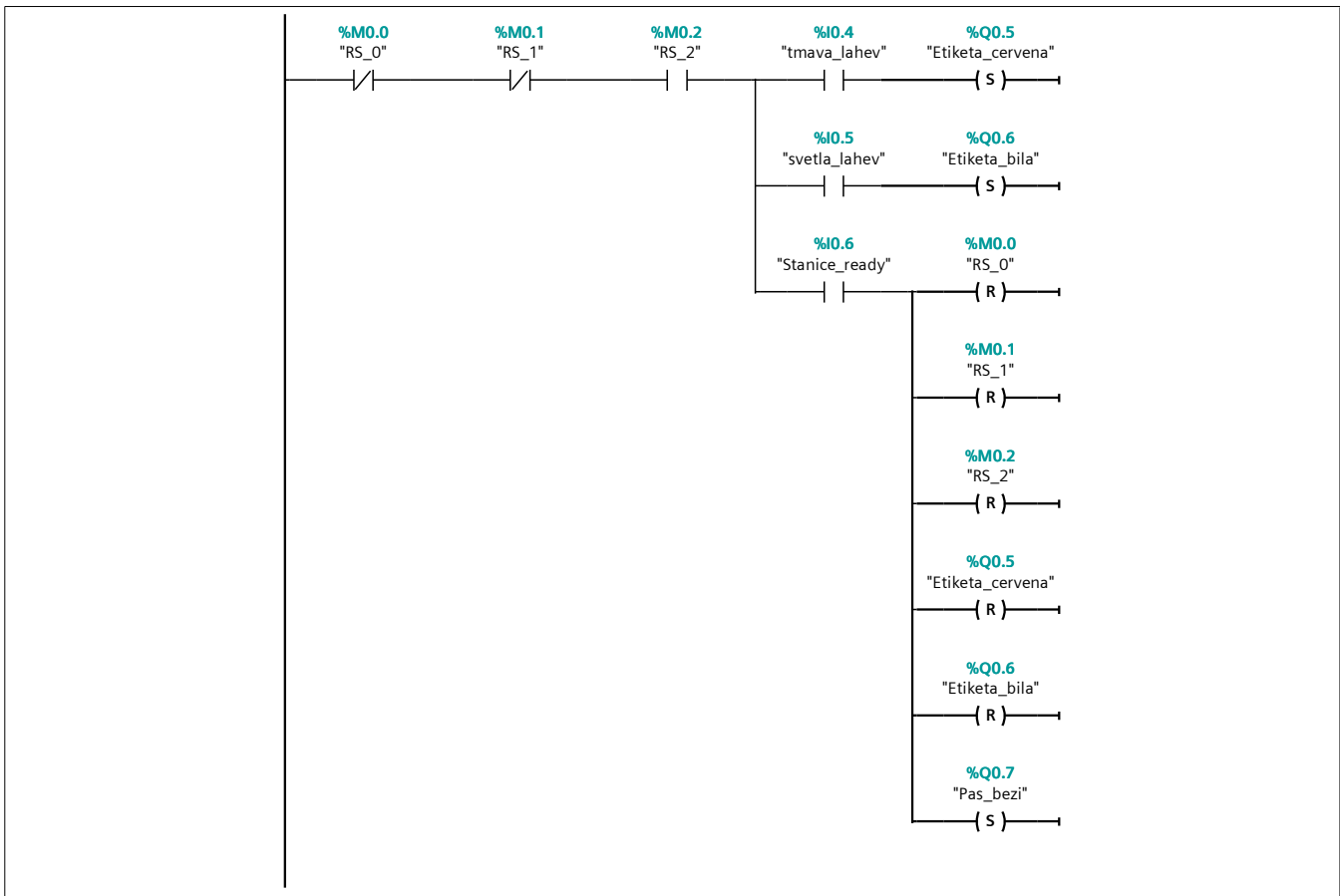
Symbol	Address	Type	Comment
"RS_0"	%M0.0	Bool	
"RS_1"	%M0.1	Bool	
"RS_2"	%M0.2	Bool	
"Stanice_korkovani"	%IO.1	Bool	
"Stanice_ready"	%IO.6	Bool	
"Korkovani"	%Q0.2	Bool	
"Pas_bezi"	%Q0.7	Bool	

Network 4:



Symbol	Address	Type	Comment
"RS_0"	%M0.0	Bool	
"RS_1"	%M0.1	Bool	
"RS_2"	%M0.2	Bool	
"Stanice_kapslovani"	%I0.2	Bool	
"tmava_lahev"	%I0.4	Bool	
"svetla_lahev"	%I0.5	Bool	
"Stanice_ready"	%I0.6	Bool	
"Kapsle_cervena"	%Q0.3	Bool	
"Pas_bezi"	%Q0.7	Bool	
"Kapsle_bila"	%Q0.4	Bool	

Network 5:



Symbol	Address	Type	Comment
"RS_0"	%M0.0	Bool	
"RS_1"	%M0.1	Bool	
"RS_2"	%M0.2	Bool	
"tmava_lahev"	%I0.4	Bool	
"svetla_lahev"	%I0.5	Bool	
"Stanice_ready"	%I0.6	Bool	
"Pas_bezi"	%Q0.7	Bool	
"Etiketa_cervena"	%Q0.5	Bool	
"Etiketa_bila"	%Q0.6	Bool	

Plnicka_vin / PLC_1 [CPU 314C-2 DP]



















Technology objects

This folder is empty.

Plnicka_vin / PLC_1 [CPU 314C-2 DP] / PLC tags / Default tag table [18]

PLC tags

PLC tags

Name	Data type	Address	Retain	Visible in HMI	Accessible from HMI	Comment
 RS_0	Bool	%M0.0		True	True	
 RS_1	Bool	%M0.1		True	True	
 Pas_bezi	Bool	%Q0.7		True	True	
 Stanice_plneni	Bool	%I0.0		True	True	
 RS_2	Bool	%M0.2		True	True	
 Stanice_korkovani	Bool	%I0.1		True	True	
 Stanice_kapslovani	Bool	%I0.2		True	True	
 Stanice_etiketovani	Bool	%I0.3		True	True	
 tmava_lahev	Bool	%I0.4		True	True	
 Plneni_cervene	Bool	%Q0.0		True	True	
 svetla_lahev	Bool	%I0.5		True	True	
 Plneni_bile	Bool	%Q0.1		True	True	
 Stanice_ready	Bool	%I0.6		True	True	
 Korkovani	Bool	%Q0.2		True	True	
 Kapsle_cervena	Bool	%Q0.3		True	True	
 Kapsle_bila	Bool	%Q0.4		True	True	
 Etiketa_cervena	Bool	%Q0.5		True	True	
 Etiketa_bila	Bool	%Q0.6		True	True	

Plnicka_vin / PLC_1 [CPU 314C-2 DP] / PLC tags / Default tag table [18]

User constants

User constants

Name	Data type	Value	Comment
------	-----------	-------	---------

Plnicka_vin / PLC_1 [CPU 314C-2 DP]

PLC data types

This folder is empty.

Plnicka_vin / PLC_1 [CPU 314C-2 DP] / Watch and force tables

Force table

Name	Address	Display format	Force value	Comment
------	---------	----------------	-------------	---------

Plnicka_vin / PLC_1 [CPU 314C-2 DP] / PLC alarms

PLC alarms

PLC alarms

no entries

Plnicka_vin / PLC_1 [CPU 314C-2 DP] / PLC alarms

User diagnostics alarms

User diagnostics alarms

no entries

Plnicka_vin / PLC_1 [CPU 314C-2 DP] / PLC alarms

System diagnostics alarms

System diagnostics alarms

no entries

Plnicka_vin / PLC_1 [CPU 314C-2 DP]

Text lists

This folder is empty.

Plnicka_vin / PLC_1 [CPU 314C-2 DP] / Local modules

CP 343-2_1 [CP 343-2]

CP 343-2_1

General

Name	CP 343-2_1	Author	ucitel
Comment		Rack	0
Slot	4		

General\Catalog information

Short designation	CP 343-2	Description	Firmware V3.0/V3.1. Basic module for AS-i attachment. Support of AS-i A/B slaves and AS-i-7.3/7.4 analog slaves.
Order number	6GK7 343-2AH01-0XA0	Firmware version	V3.1

I/O addresses\input addresses

Start address	256	End address	271
Process image	None		

I/O addresses\Output addresses

Start address	256	End address	271
Process image	None		

Anchor (AsiCMAAddressesOverviewMenu)

I address	O address	AS-i address
		0
256.0 ...256.3	256.0 ...256.3	1A
257.4 ...257.7	257.4 ...257.7	2A
257.0 ...257.3	257.0 ...257.3	3A
258.4 ...258.7	258.4 ...258.7	4A
258.0 ...258.3	258.0 ...258.3	5A
259.4 ...259.7	259.4 ...259.7	6A
259.0 ...259.3	259.0 ...259.3	7A
260.4 ...260.7	260.4 ...260.7	8A
260.0 ...260.3	260.0 ...260.3	9A
261.4 ...261.7	261.4 ...261.7	10A
261.0 ...261.3	261.0 ...261.3	11A
262.4 ...262.7	262.4 ...262.7	12A
262.0 ...262.3	262.0 ...262.3	13A
263.4 ...263.7	263.4 ...263.7	14A
263.0 ...263.3	263.0 ...263.3	15A
264.4 ...264.7	264.4 ...264.7	16A
264.0 ...264.3	264.0 ...264.3	17A
265.4 ...265.7	265.4 ...265.7	18A
265.0 ...265.3	265.0 ...265.3	19A
266.4 ...266.7	266.4 ...266.7	20A
266.0 ...266.3	266.0 ...266.3	21A
267.4 ...267.7	267.4 ...267.7	22A
267.0 ...267.3	267.0 ...267.3	23A
268.4 ...268.7	268.4 ...268.7	24A
268.0 ...268.3	268.0 ...268.3	25A
269.4 ...269.7	269.4 ...269.7	26A
269.0 ...269.3	269.0 ...269.3	27A
270.4 ...270.7	270.4 ...270.7	28A
270.0 ...270.3	270.0 ...270.3	29A
271.4 ...271.7	271.4 ...271.7	30A
271.0 ...271.3	271.0 ...271.3	31A

Plnicka_vin / Common data

Alarm classes

Alarm classes

Name	Display name	Acknowledgment
Acknowledgement	A	True
No Acknowledgement	NA	False

Plnicka_vin / Common data

Text lists

SYSTEM_AlarmServices_PriorityList

Selection	Decimal	Id	0
Comment			

SYSTEM_AlarmServices_PriorityList

Range from	Range to	Entry
0	0	0
1	1	1
2	2	2
3	3	3
4	4	4
5	5	5
6	6	6
7	7	7
8	8	8
9	9	9
10	10	10
11	11	11
12	12	12
13	13	13
14	14	14
15	15	15
16	16	16

SYSTEM_AlarmServices_DisplayClassList

Selection	Decimal	Id	0
Comment			

SYSTEM_AlarmServices_DisplayClassList

Range from	Range to	Entry
0	0	0
1	1	1
2	2	2
3	3	3
4	4	4
5	5	5
6	6	6
7	7	7
8	8	8
9	9	9
10	10	10
11	11	11
12	12	12
13	13	13
14	14	14
15	15	15
16	16	16

SYSTEM_AlarmServices_AcknowledgementGroupList

Selection	Decimal	Id	0
Comment			

SYSTEM_AlarmServices_AcknowledgementGroupList

Range from	Range to	Entry
0	0	0
1	1	1
2	2	2
3	3	3
4	4	4
5	5	5
6	6	6
7	7	7
8	8	8
9	9	9
10	10	10
11	11	11
12	12	12
13	13	13
14	14	14
15	15	15
16	16	16

SYSTEM_AlarmServices_ProducerList

Selection	Decimal	Id	0
Comment			

SYSTEM_AlarmServices_ProducerList

Range from	Range to	Entry
0	0	User program
1	1	Report system errors
2	2	User program
3	3	User program
4	4	System diagnostics
5	5	Motion control

SYSTEM_AlarmServices_TextNameList

Selection	Decimal	Id	0
Comment			

SYSTEM_AlarmServices_TextNameList

Range from	Range to	Entry
0	0	Info text
1	1	Alarm text
2	2	Additional text 1
3	3	Additional text 2
4	4	Additional text 3
5	5	Additional text 4
6	6	Additional text 5
7	7	Additional text 6
8	8	Additional text 7
9	9	Additional text 8
10	10	Additional text 9

Plnicka_vin / Common data

Logs

This folder is empty.

Plnicka_vin / Languages & resources

Project languages

Languages

Reference language

English (United States)

Editing language

English (United States)

Other project languages

Empty

Plnicka_vin / Languages & resources / Project texts

Project texts

Project texts	
English (United States)	"Main Program Sweep (Cycle)"
Category	Multilingual text category
Reference	Plnicka_vin\PLC_1 [CPU 314C-2 DP]\Program blocks\Main [OB1]\Comment
English (United States)	0
Category	Text List Text Category
Reference	Plnicka_vin\SYSTEM_AlarmServices_AcknowledgementGroupList\0\Entry
English (United States)	0
Category	Text List Text Category
Reference	Plnicka_vin\SYSTEM_AlarmServices_DisplayClassList\0\Entry
English (United States)	0
Category	Text List Text Category
Reference	Plnicka_vin\SYSTEM_AlarmServices_PriorityList\0\Entry
English (United States)	1
Category	Text List Text Category
Reference	Plnicka_vin\SYSTEM_AlarmServices_DisplayClassList\1\Entry
English (United States)	1
Category	Text List Text Category
Reference	Plnicka_vin\SYSTEM_AlarmServices_AcknowledgementGroupList\1\Entry
English (United States)	1
Category	Text List Text Category
Reference	Plnicka_vin\SYSTEM_AlarmServices_PriorityList\1\Entry
English (United States)	10
Category	Text List Text Category
Reference	Plnicka_vin\SYSTEM_AlarmServices_DisplayClassList\10\Entry
English (United States)	10
Category	Text List Text Category
Reference	Plnicka_vin\SYSTEM_AlarmServices_PriorityList\10\Entry
English (United States)	10
Category	Text List Text Category
Reference	Plnicka_vin\SYSTEM_AlarmServices_AcknowledgementGroupList\10\Entry
English (United States)	11
Category	Text List Text Category
Reference	Plnicka_vin\SYSTEM_AlarmServices_PriorityList\11\Entry
English (United States)	11
Category	Text List Text Category
Reference	Plnicka_vin\SYSTEM_AlarmServices_DisplayClassList\11\Entry
English (United States)	11
Category	Text List Text Category
Reference	Plnicka_vin\SYSTEM_AlarmServices_AcknowledgementGroupList\11\Entry
English (United States)	12
Category	Text List Text Category
Reference	Plnicka_vin\SYSTEM_AlarmServices_DisplayClassList\12\Entry
English (United States)	12
Category	Text List Text Category
Reference	Plnicka_vin\SYSTEM_AlarmServices_PriorityList\12\Entry
English (United States)	12
Category	Text List Text Category
Reference	Plnicka_vin\SYSTEM_AlarmServices_AcknowledgementGroupList\12\Entry
English (United States)	13
Category	Text List Text Category
Reference	Plnicka_vin\SYSTEM_AlarmServices_AcknowledgementGroupList\13\Entry

Totally Integrated Automation Portal		
English (United States)	13	
Category	Text List Text Category	
Reference	Plnicka_vin\SYSTEM_AlarmServices_DisplayClassList\13\Entry	
English (United States)	13	
Category	Text List Text Category	
Reference	Plnicka_vin\SYSTEM_AlarmServices_PriorityList\13\Entry	
English (United States)	14	
Category	Text List Text Category	
Reference	Plnicka_vin\SYSTEM_AlarmServices_DisplayClassList\14\Entry	
English (United States)	14	
Category	Text List Text Category	
Reference	Plnicka_vin\SYSTEM_AlarmServices_PriorityList\14\Entry	
English (United States)	14	
Category	Text List Text Category	
Reference	Plnicka_vin\SYSTEM_AlarmServices_AcknowledgementGroupList\14\Entry	
English (United States)	15	
Category	Text List Text Category	
Reference	Plnicka_vin\SYSTEM_AlarmServices_AcknowledgementGroupList\15\Entry	
English (United States)	15	
Category	Text List Text Category	
Reference	Plnicka_vin\SYSTEM_AlarmServices_DisplayClassList\15\Entry	
English (United States)	15	
Category	Text List Text Category	
Reference	Plnicka_vin\SYSTEM_AlarmServices_PriorityList\15\Entry	
English (United States)	16	
Category	Text List Text Category	
Reference	Plnicka_vin\SYSTEM_AlarmServices_AcknowledgementGroupList\16\Entry	
English (United States)	16	
Category	Text List Text Category	
Reference	Plnicka_vin\SYSTEM_AlarmServices_DisplayClassList\16\Entry	
English (United States)	16	
Category	Text List Text Category	
Reference	Plnicka_vin\SYSTEM_AlarmServices_PriorityList\16\Entry	
English (United States)	2	
Category	Text List Text Category	
Reference	Plnicka_vin\SYSTEM_AlarmServices_AcknowledgementGroupList\2\Entry	
English (United States)	2	
Category	Text List Text Category	
Reference	Plnicka_vin\SYSTEM_AlarmServices_PriorityList\2\Entry	
English (United States)	2	
Category	Text List Text Category	
Reference	Plnicka_vin\SYSTEM_AlarmServices_DisplayClassList\2\Entry	
English (United States)	3	
Category	Text List Text Category	
Reference	Plnicka_vin\SYSTEM_AlarmServices_PriorityList\3\Entry	
English (United States)	3	
Category	Text List Text Category	
Reference	Plnicka_vin\SYSTEM_AlarmServices_DisplayClassList\3\Entry	
English (United States)	3	
Category	Text List Text Category	
Reference	Plnicka_vin\SYSTEM_AlarmServices_AcknowledgementGroupList\3\Entry	
English (United States)	4	
Category	Text List Text Category	
Reference	Plnicka_vin\SYSTEM_AlarmServices_PriorityList\4\Entry	
English (United States)	4	
Category	Text List Text Category	
Reference	Plnicka_vin\SYSTEM_AlarmServices_AcknowledgementGroupList\4\Entry	
English (United States)	4	

Totally Integrated Automation Portal		
Category	Text List Text Category	
Reference	Plnicka_vin\SYSTEM_AlarmServices_DisplayClassList\4\Entry	
English (United States)	5	
Category	Text List Text Category	
Reference	Plnicka_vin\SYSTEM_AlarmServices_DisplayClassList\5\Entry	
English (United States)	5	
Category	Text List Text Category	
Reference	Plnicka_vin\SYSTEM_AlarmServices_AcknowledgementGroupList\5\Entry	
English (United States)	5	
Category	Text List Text Category	
Reference	Plnicka_vin\SYSTEM_AlarmServices_PriorityList\5\Entry	
English (United States)	6	
Category	Text List Text Category	
Reference	Plnicka_vin\SYSTEM_AlarmServices_AcknowledgementGroupList\6\Entry	
English (United States)	6	
Category	Text List Text Category	
Reference	Plnicka_vin\SYSTEM_AlarmServices_DisplayClassList\6\Entry	
English (United States)	6	
Category	Text List Text Category	
Reference	Plnicka_vin\SYSTEM_AlarmServices_PriorityList\6\Entry	
English (United States)	7	
Category	Text List Text Category	
Reference	Plnicka_vin\SYSTEM_AlarmServices_AcknowledgementGroupList\7\Entry	
English (United States)	7	
Category	Text List Text Category	
Reference	Plnicka_vin\SYSTEM_AlarmServices_PriorityList\7\Entry	
English (United States)	7	
Category	Text List Text Category	
Reference	Plnicka_vin\SYSTEM_AlarmServices_DisplayClassList\7\Entry	
English (United States)	8	
Category	Text List Text Category	
Reference	Plnicka_vin\SYSTEM_AlarmServices_AcknowledgementGroupList\8\Entry	
English (United States)	8	
Category	Text List Text Category	
Reference	Plnicka_vin\SYSTEM_AlarmServices_DisplayClassList\8\Entry	
English (United States)	8	
Category	Text List Text Category	
Reference	Plnicka_vin\SYSTEM_AlarmServices_PriorityList\8\Entry	
English (United States)	9	
Category	Text List Text Category	
Reference	Plnicka_vin\SYSTEM_AlarmServices_AcknowledgementGroupList\9\Entry	
English (United States)	9	
Category	Text List Text Category	
Reference	Plnicka_vin\SYSTEM_AlarmServices_DisplayClassList\9\Entry	
English (United States)	9	
Category	Text List Text Category	
Reference	Plnicka_vin\SYSTEM_AlarmServices_PriorityList\9\Entry	
English (United States)	A	
Category	Alarm class-Display name-Text	
Reference	Plnicka_vin\Acknowledgement\AlarmClassData_IDisplayNaming_DisplayName	
English (United States)	Additional text 1	
Category	Text List Text Category	
Reference	Plnicka_vin\SYSTEM_AlarmServices_TextNameList\Additional text 1\Entry	
English (United States)	Additional text 2	
Category	Text List Text Category	
Reference	Plnicka_vin\SYSTEM_AlarmServices_TextNameList\Additional text 2\Entry	
English (United States)	Additional text 3	
Category	Text List Text Category	

Totally Integrated Automation Portal		
Reference	Plnicka_vin\SYSTEM_AlarmServices_TextNameList\Additional text 3\Entry	
English (United States)	Additional text 4	
Category	Text List Text Category	
Reference	Plnicka_vin\SYSTEM_AlarmServices_TextNameList\Additional text 4\Entry	
English (United States)	Additional text 5	
Category	Text List Text Category	
Reference	Plnicka_vin\SYSTEM_AlarmServices_TextNameList\Additional text 5\Entry	
English (United States)	Additional text 6	
Category	Text List Text Category	
Reference	Plnicka_vin\SYSTEM_AlarmServices_TextNameList\Additional text 6\Entry	
English (United States)	Additional text 7	
Category	Text List Text Category	
Reference	Plnicka_vin\SYSTEM_AlarmServices_TextNameList\Additional text 7\Entry	
English (United States)	Additional text 8	
Category	Text List Text Category	
Reference	Plnicka_vin\SYSTEM_AlarmServices_TextNameList\Additional text 8\Entry	
English (United States)	Additional text 9	
Category	Text List Text Category	
Reference	Plnicka_vin\SYSTEM_AlarmServices_TextNameList\Additional text 9\Entry	
English (United States)	Alarm text	
Category	Text List Text Category	
Reference	Plnicka_vin\SYSTEM_AlarmServices_TextNameList\Alarm text\Entry	
English (United States)	Info text	
Category	Text List Text Category	
Reference	Plnicka_vin\SYSTEM_AlarmServices_TextNameList\Info text\Entry	
English (United States)	Kombinace M0.0, M0.1, M0.2: 000 běží pás, 100 plnění vínem, 010 korková- ní, 110 kapsle, 001 etiketa	
Category	Multilingual text category	
Reference	Plnicka_vin\PLC_1 [CPU 314C-2 DP]\Program blocks\Block_1 [FB1]\CompileU- nitComment	
English (United States)	Motion control	
Category	Text List Text Category	
Reference	Plnicka_vin\SYSTEM_AlarmServices_ProducerList\SMC\Entry	
English (United States)	NA	
Category	Alarm class-Display name-Text	
Reference	Plnicka_vin\No Acknowledgement\AlarmClassData_IDisplayNaming_Display- Name	
English (United States)	Realizují plničku vín, virtuální model na PC v programu EasyVeep od firmy FES- TO.	
Category	Other text category	
Reference	Plnicka_vin\Comment	
English (United States)	Report system errors	
Category	Text List Text Category	
Reference	Plnicka_vin\SYSTEM_AlarmServices_ProducerList\Rse\Entry	
English (United States)	Stav plnění vhodné lahve vínem - lahev červená - červené, lahev bílá- bílé	
Category	Multilingual text category	
Reference	Plnicka_vin\PLC_1 [CPU 314C-2 DP]\Program blocks\Block_1 [FB1]\CompileU- nitComment	
English (United States)	System diagnostics	
Category	Text List Text Category	
Reference	Plnicka_vin\SYSTEM_AlarmServices_ProducerList\SysDiag\Entry	
English (United States)	User program	
Category	Text List Text Category	
Reference	Plnicka_vin\SYSTEM_AlarmServices_ProducerList\Alarming\Entry	
English (United States)	User program	
Category	Text List Text Category	
Reference	Plnicka_vin\SYSTEM_AlarmServices_ProducerList\Simotion\Entry	
English (United States)	User program	

Totally Integrated Automation Portal		
--------------------------------------	--	--

Category	Text List Text Category
Reference	Plnicka_vin\SYSTEM_AlarmServices_ProducerList\ecpl\Entry

--	--	--

--	--	--